PICK YOUR HIGH POINT

Match your aim point to the right pace

1 READ BOTH SIDES

Read the breaking putt from both sides. Choose the high point of its curve.

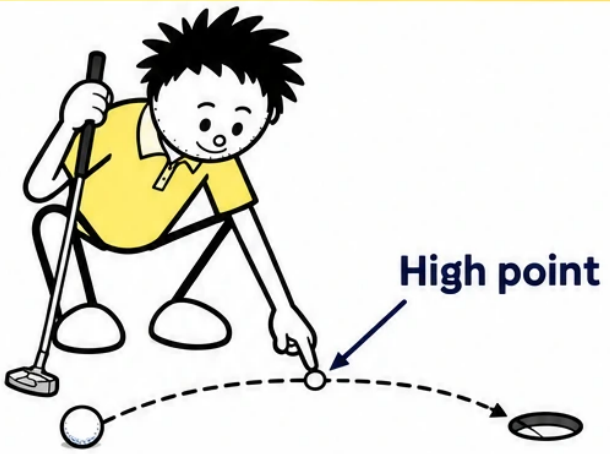

2 MATCH THE PACE

Putt to your chosen high point at the intended pace. Pause and reset before each putt.

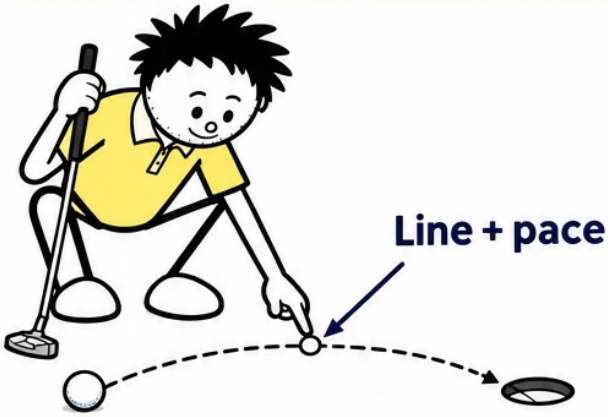

3 SCORE 18 PUTTS

Score 1 point for each finish within one putter length of the hole. Record your total out of 18.



Read • Choose • Putt • Check

GolfPracticePlans.co.uk

Practise smart. Track your practice on your phone. See page 2.

Your 18-putt practice record

Breaking Putts: Pick Your High Point

Read the breaking putt, choose your high point and match the pace. Score 1 for each finish within one putter length of the hole and 0 outside it.

Date: _____ **Location:** _____ **Distance:** _____

1 **Read both sides**

Look from behind the ball and the far side of the hole. Picture the curve and choose its high point.

2 **Match the pace**

Putt to your chosen point at the intended pace. Watch the finish, then pause and check line and pace again.

3 **Score 18 putts**

Use the same one-putter-length measure throughout. Record 0 or 1 for each finish and add your total out of 18.

Write 0 or 1 in each box.

1 = within one putter length, including a holed putt 0 = outside that distance.

PUTT	1	2	3	4	5	6	7	8	9	TOTAL
Set 1										/ 9
Set 2										/ 9

Read, choose your point, match the pace and review.

TOTAL: _____ / 18

What did you notice?

High point / pace: _____

Next time I will: _____

Practise smart. Track your progress.

Swap pen and paper for your phone. Record your practice in the Golf Practice Made Fun App and track your progress over time.

Explore the App

Already a member? Save today's practice in the App.

Scan to explore

Read the full guide Watch the demonstration